



PORCELAIN AND NATURAL STONE
COLLECTION 2024



Create your dream garden

WHY CHOOSE KEBUR NATURAL STONE & PORCELAIN?

If you're transforming an outdoor space, you'll want to choose materials that you can enjoy for many years.

To help you make this important choice, we've put together this beautiful collection of porcelain and stone to bring something for every style and budget, and for both inside and out.



COVER IMAGE: EGYPTIAN LIMESTONE SINAI PEARL INSTALLED BY COBHAM COURT LANDSCAPES



“
Have used Kebur for many years don't think they've ever let us down. Just completed another project. Everything was on time. Keeping us moving.
”

RUSSELL RG BRICKWORK, TRUSTPILOT



Products we know you'll love

We're here to help you create your perfect outdoor space. With our rigorous eye for detail, we're dedicated to bringing you materials that deliver on quality, style and value. This means we make sure our paving is produced ethically, to the highest technical standards and with minimal impact on the environment.

Expertise you can trust

We've been supplying and installing hard landscaping materials to trade and retail customers since the 1950s. With this wealth of experience, we'll always go the extra mile to help you choose the right materials for your project. We'll source bespoke pieces for you and advise on installation and aftercare.

A one stop shop you can rely on

Alongside our paving collection, you'll find fencing, decking, aggregates, lighting and much more in our convenient one stop shop. And with our good stock levels, we deliver promptly (usually within 48 hours, and next day for porcelain and natural stone for Trade Pro customers).

We're always introducing new products throughout the year, so check our website www.kebur.co.uk to see our full product range.



	PAGE
1 OUR COMMITMENTS TO YOU	4
2 PLANNING YOUR GARDEN	7
3 CONTEMPO PORCELAIN	8
4 PRO PORCELAIN	28
5 CONTEMPO NATURAL STONE	38
6 NATURAL STONE TRADE PACKS	52
7 FINISHING TOUCHES	58
8 MAKING IT HAPPEN	78
9 CARING FOR YOUR PAVING	82

KEBUR

GARDEN MATERIALS

OUR COMMITMENTS TO YOU

Your perfect garden is
our top priority

This means we're open six days a week so you can visit our showroom and outdoor displays, talk to our friendly team or book a delivery at your convenience.

You can also order online 24/7...

...and if you have any queries after your purchase we'll always be here to help.



Bringing the benefits of gardens to our communities



With a firm-held belief that gardens are good for us all, we focus our charitable support on improving outdoor spaces for local people. As well as offering exclusive rates to community groups, in last year's Kebur Community Project Awards, we donated £3000 worth of materials for local gardens to benefit people and wildlife. We also work with our local charity business partnership to connect outdoor projects with volunteers.

www.kebur.co.uk/community/

“

*Always a good service from Kebur.
Easy to contact and kept informed.
Good to support a local business.*

”

JON, TRUSTPILOT



Firmly committed to treating all our people fairly

This includes everyone involved in supplying our products, none more than those supplying our imported natural stone paving.

We strive to ensure that all workers in our supply chain have conditions that meet or exceed the standards in the Ethical Trading Initiative (ETI) Base Code. This means we personally visit production facilities right back to the quarry, and actively work with suppliers on improvements.



For workers' rights.
For better business.



Focused on reducing our environmental impact

We are working hard to monitor and reduce our carbon emissions to reach net zero by making continuous improvements to our operations, and we support and promote biodiversity where we can.

This means:

- *we offer a growing range of recycled products and sell only peat-free compost*
- *our bulk bags are 30% recycled plastic*
- *all the electricity we use is 100% renewable*
- *all our HGVs have fuel-efficient Euro 6 engines*
- *we offset the carbon emissions for our forklift fuel*
- *over 20% of our team use our cycle to work programme*
- *we re-use pallets and separate all our waste for recycling*
- *our timber waste is converted to biomass for heat energy*



Last year we invested in the energy efficiency of our buildings and operational changes to reduce waste, and we diverted over 6 tonnes of unsellable products from landfill by giving them to our community. This year's priorities include mapping and reducing the carbon footprint of our products and installing electric vehicle charging points.

HELPING LANDSCAPE PROFESSIONALS **KEEP A HEALTHY BOTTOM LINE**

If you're a professional landscaper or designer, make life easier and save yourself money by opening a Trade Pro account for:



**Exclusive discounts
both in store and online**



**Next day delivery
on natural stone
and porcelain**



Split trade packs



Access to trade events



Account management



**Enhanced benefits
including loyalty
rewards and sample box**

KEBUR
TRADE PRO

www.kebur.co.uk/trade-accounts

Your dream garden

starts here...

Our garden is usually the biggest room we have. This precious extra living space adds huge value to our homes and our everyday lives.

Whether your garden is somewhere to relax in peace, grow your own, or dine al fresco, your hard landscaping is the framework for everything else. Choose the right materials, and you'll enjoy it for many years to come.

“

Easy to order online. Delivery was prompt & the driver extremely helpful & friendly. Excellent quality & great value for money. I would recommend to anyone.

”

PHIL, TRUSTPILOT



WILLOW PRO PORCELAIN AND VALLEY GREY CONTEMPO PORCELAIN
INSTALLED BY KEBUR LANDSCAPE DIVISION

Planning your space

Start planning your garden by finding inspiration in magazines and online. You'll want to think about where you get the best light at different times of day, and your favourite views and places to be.

A great way to create a feeling of harmony is to choose paving that reflects your building materials or internal flooring. When working out the size of your patio, do allow at least half a metre behind a chair that's pulled out, so you have ample space. And don't forget to define your paved areas. Finishing touches like walling, cladding and setts will make a huge difference to the overall look.

Choosing paving


With such variety on offer, it can give you a much better idea of true colours and textures to see paving on display.

It's also important to read our product guides so you can make an informed decision before you buy (www.kebur.co.uk/product-guides). Ask a professional landscaper or one of our sales team if you have any questions about what is suitable for your location and design.

Samples

We are always very happy to provide samples so you can compare them at home and make the right choice. Ask in store or order free samples online.

AUTUMN BROWN NATURAL SANDSTONE
COURTESY OF FOREST PARK LANDSCAPES




KEBUR
GARDEN MATERIALS

APPEARANCE

This brochure shows approximate shades and details of our paving range. Natural stone can vary in colour tone, and have blemishes, veining or minor chips. These are all unique qualities that add to the stone's character. You may also find slight colour variation between porcelain batches. This is perfectly normal.

BESPOKE SOURCING FOR YOUR SPECIFIC NEEDS

If you need a particular size or product, a bullnose or curved edge to your porcelain or natural stone, our team are on hand to help you create exactly the look you are after. Just ask us about our bespoke sourcing and cutting service.





SIERRA BLACK CONTEMPO PORCELAIN
COURTESY OF TAW GARDEN LANDSCAPES

CONTEMPO PORCELAIN

This wide selection of quality tiles is designed and manufactured to our exacting standards in the ceramic regions of Europe. All tiles are full colour-bodied so the inside colour complements that on the surface.

HARD-WEARING

Our porcelain tiles are made by pressing and firing sand, clay and water to temperatures above 1230°C. This makes them exceptionally hard, with less than 0.5% water absorption and outstanding durability. Our porcelain has great resistance against weather, fading and the impact of acids, chemicals, salts, oils and fertilizers.

INSIDE AND OUT

Many of our designs are also available in a thinner tile. These have a slightly smoother (and still slip-resistant) surface that you can use inside. If you have bi-fold, patio or French doors, this can be a great way to create a feeling of space and a seamless flow from your home to your garden.

CONTEMPORARY APPEAL

With a fully rectified, machined edge, and dimensional tolerances of $\pm 0.5\%$, porcelain tiles can be laid with narrow joints to achieve a clean, modern look. Tiles can look equally stylish when paired with natural stone finishes such as sawn slate setts (see page 68) or porcelain wall cladding (see page 64).

VERSATILE

Choose from a huge variety of designs, textures and colours, from ultra-modern sleek tiles to a natural stone or aged timber effect. For a contemporary look, Strada (page 15) provides the perfect backdrop to allow planting to really stand out. Or for something more traditional, try Tuscan (page 19) with its pillowed edges.

- ✓ EXTREMELY STRONG AND HARD-WEARING
- ✓ GREAT RESISTANCE TO STAINS AND FADING
- ✓ SLIP-RESISTANT FINISH
- ✓ PRECISION-MACHINED
- ✓ LOW MAINTENANCE
- ✓ LIGHT JET-WASH PROOF
- ✓ FULL COLOUR-BODIED






STYLEWOOD ALMOND



SOULWOOD GREY



SOULWOOD BROWN
COURTESY OF WINSLADE LANDSCAPES

With their lightly wood-grained surface, Contempo Wood premium Italian tiles have all the look and feel of timber, with the durability, low maintenance and slip-resistance of porcelain.

CONTEMPO WOOD SOULWOOD

Inspired by weathered driftwood and rustic walnut, Soulwood Grey and Brown have an aged effect that just oozes character.



BROWN



GREY

LAYING CONTEMPO WOOD

These tiles should be laid in a third bond pattern to allow for the contours of the plank-format tiles. See page 81 for laying patterns.

See product guides at
kebur.co.uk/product-guides
before you buy and install



CONTEMPO WOOD STYLEWOOD

The subtle warmth and delicate wood grain of Stylewood Almond and Silver brings a relaxed elegance to any garden.



ALMOND



SILVER

	SHADES	NOMINAL SIZES mm	UNITS/m ²
SOULWOOD	Brown, Grey	1200 x 300 x 20	2.7
		1200 x 300 x 9 (to order)	2.7
STYLEWOOD	Almond, Silver	1200 x 300 x 20	2.7
		1200 x 300 x 9 (to order)	2.7



VOLCANO


With the subtle veining of a natural stone and its large size format, Volcano will bring elegance and dramatic impact to any garden.



ETNA



MARSILI



SALINA

COLOSSUS

A beautiful limestone look with superb veining and detail. Colossus porcelain paving is a high quality Italian stone effect porcelain. Its large format size creates a truly stunning look.



CREAM



STEEL

	SHADES	NOMINAL SIZES mm	UNITS/m ²
VOLCANO	Etna, Marsili, Salina	900 x 900 x 20 900 x 900 x 9 (to order)	1.23
COLOSSUS	Cream, Steel	900 x 900 x 20 900 x 900 x 9 (to order)	1.23

See product guides at
kebur.co.uk/product-guides
 before you buy and install



STONEHEART SILVER
COURTESY OF PREMIER LANDSCAPES



STRADA GREY AND SAND




Porcelain tiles can be bullnosed to give a rounded edge that is perfect for coping stones and pool surrounds (see p.70)

STONEHEART

A tile rich in character with directional veining and subtle, sophisticated tonal differences.

The texture of Stoneheart skillfully combines stone and marble to give rise to an elegant surface with flair. Stoneheart porcelain is inspired by Nordic quartzite.




SILVER

STRADA

With its modern, urban, cement finish, Strada Contempo porcelain paving provides the perfect backdrop to allow planting to really stand out.



GREY



SAND

	SHADES	NOMINAL SIZES mm	UNITS/m ²
STONEHEART	Silver	1200 x 600 x 20 1200 x 600 x 9 (to order)	1.35
STRADA	Grey, Sand	1200 x 600 x 20 1200 x 600 x 10 (to order)	1.35

SIERRA BLACK
COURTESY TAW GARDEN LANDSCAPES



Large format tiles laid on the diagonal can create a striking feeling of space.



SIERRA GREY
COURTESY TAW GARDEN LANDSCAPES



SIERRA CREAM
COURTESY JW LANDSCAPES

SIERRA

One of our best-sellers, delicately textured Sierra is available in three stunning shades, and a large size format for dramatic impact.

The subtle veining and seams exude the character of mountain rock.



BLACK



CREAM



GREY



SIERRA GREY
COURTESY TAW GARDEN LANDSCAPES

	SHADES	NOMINAL SIZES mm	UNITS/m ²
SIERRA	Black, Cream and Grey	1200 x 600 x 20 1200 x 600 x 9 (to order)	1.35

See product guides at
kebur.co.uk/product-guides
before you buy and install



TUSCAN BEIGE
COURTESY ARCADIAM GARDENS



MUNRO ICE
COURTESY COBHAM COURT LANDSCAPING



TUSCAN TAUPE



TUSCAN SMOKE

MUNRO ICE

An attractive blue-grey marble look and a textured surface, Munro Ice is a quality Italian porcelain, which replaces the hugely popular and very similar Ice Blue Royale.



MUNRO ICE

TUSCAN

The Kebur Contempo Tuscan Paving features pillow edges to enhance the classic soft limestone look of this attractive tile.



BEIGE



SMOKE



TAUPE

	SHADES	NOMINAL SIZES mm	UNITS/m ²
MUNRO ICE		900 x 600 x 20	1.8
TUSCAN	Beige, Smoke, Taupe	900 x 600 x 20	1.8



VALLEY

With its dynamic ripples, Valley porcelain has all the character of natural marble, adding dimension and texture to your space. These Spanish tiles have modest colour variation.



VALLEY GREY

AURA

Aura porcelain has a timeless style, with a minimalist look obtained by the mixing of classic split slate with light veins and soft shades along with sedimentary stones with a fine grain background.



FAWN



MIST



FLINT

See product guides at
kebur.co.uk/product-guides
 before you buy and install

	SHADES	NOMINAL SIZES mm	UNITS/m ²
VALLEY	Grey	900 x 600 x 20	1.8
AURA	Fawn, Mist, Flint	900 x 600 x 20	1.8

JURA GREY



JURA BEIGE



TRAVERTINE CROSSCUT CREAM



JURA

A beautiful replica of German Jura Beige Limestone, this high quality Italian porcelain superbly details the fossils and markings of the real stone.




BEIGE



GREY

TRAVERTINE CROSSCUT

A superb replication of travertine limestone that has been cut across the vein to produce a delightful mottled appearance. A subtle design in an on trend colour, this tile will look beautiful and brighten up your outdoor space.



CREAM

	SHADES	NOMINAL SIZES mm	UNITS/m ²
JURA	Beige, Grey	900 x 600	1.8
TRAVERTINE CROSSCUT*	Cream	1200 x 600	1.35

*Also available as an internal tile 1200 x 600 x 9mm

See product guides at
kebur.co.uk/product-guides
 before you buy and install

DECOR LEAF



STONE PLANK GRAPHITE
COURTESY OF ALPHA LANDSCAPING



DECOR LEAF

Using a base of a classic stone look in cool grey tones, this leaf patterned tile is sure to create eye-catching patios and courtyards and add interest to outdoor spaces.



DECOR LEAF

STONE PLANK

An attractive quartz stone looking porcelain in a graphite, grey or black colour. Suited for feature patios, borders, edgings and copings.



GRAPHITE



GREY



BLACK

	SHADES	NOMINAL SIZES mm	UNITS/m ²
DECOR LEAF		600 x 600	2.7
STONE PLANK	Graphite, Grey, Black	900 x 150 x 20	7.4

See product guides at
kebur.co.uk/product-guides
before you buy and install



THUNDERSTORM

This striking porcelain tile has a dark grey-blue colouring, with lighter white-grey streaks running through. Thunderstorm's gently riven surface and moderate shading variation is akin to that of natural stone.




NIGHTSTORM

Contempo Nightstorm is a high quality black Italian porcelain. Its slightly riven surface and shadings replicate the look of a dark sandstone.



SANDSTORM

Contempo Sandstorm's creamy buff colour, slightly riven surface and shadings replicate the look of sandstone and make it perfect for any patio area, traditional or contemporary.



	NOMINAL SIZES mm	UNITS/m ²
THUNDERSTORM	900 x 450 x 20	2.4
	900 x 450 x 10 (to order)	
SANDSTORM	900 x 450 x 20	2.4
	900 x 450 x 10 (to order)	
NIGHTSTORM	900 x 450 x 20	2.4
	900 x 450 x 9 (to order)	

See product guides at
kebur.co.uk/product-guides
 before you buy and install

PRO PORCELAIN

This popular range of quality, affordable porcelain has more choice than ever this year, with three size formats and options for matching internal tiles.

See product guides at
kebur.co.uk/product-guides
before you buy and install

- ✓ OUTSTANDING VALUE
- ✓ EXTREMELY STRONG AND HARD-WEARING
- ✓ GREAT RESISTANCE TO STAINS AND FADING
- ✓ SLIP-RESISTANT FINISH
- ✓ PRECISION-MACHINED
- ✓ LOW MAINTENANCE
- ✓ LIGHT JET-WASH PROOF



PRO PORCELAIN TIMBER WILLOW

PRO PORCELAIN TIMBER

These elegant 1200 x 300mm timber-effect tiles offer the aesthetics and texture of natural wood-grain with the durability of porcelain.



SHERWOOD
SILVER



WILLOW

	NOMINAL SIZES mm	UNITS/m ²
SHERWOOD SILVER / WILLOW	1200 x 300 x 20	2.7



WILLOW
COURTESY OF DUKES LANDSCAPING & GROUNDWORKS



VENUS PEARL



GALAXY ANTHRACITE



SATURN BEIGE

STELLAR


These 900 x 600mm full colour bodied tiles offer all the benefits of porcelain and outstanding value. A great choice for a wide variety of landscaping projects.



GALAXY
ANTHRACITE



METEOR GREY



VENUS PEARL



SATURN BEIGE



SATURN CREAM

	SHADES	NOMINAL SIZES mm	UNITS/m ²
STELLAR	Galaxy Anthracite / Meteor Grey / Venus Pearl / Saturn Beige / Saturn Cream	900 x 600 x 20	1.8

See product guides at
kebur.co.uk/product-guides
before you buy and install

LUNAR GREY



LUNAR WHITE

COURTESY OF DW CONSTRUCTION



LUNAR GREY

COURTESY OF PREMIER LANDSCAPES

Our extensive Pro Porcelain range offers you outstanding value without compromising on quality and style.

LUNAR

A subtly textured tile with white veining similar to that of natural quartz.



WHITE



GREY



LUNAR WHITE
COURTESY OF BERKSHIRE GARDENING

	SHADES	NOMINAL SIZES mm	UNITS/m ²
LUNAR	White, Grey	900 X 600 X 20	1.8

See product guides at
kebur.co.uk/product-guides
before you buy and install



DRIFT GREY
COURTESY OF NJ HANGER, BUILDERS AND LANDSCAPERS




DRIFT GREY
COURTESY OF NJ HANGER, BUILDERS AND LANDSCAPERS



EVOLVE CREAM

EVOLVE

This understated, fresh-looking tile is perfect for a contemporary garden.



ANTHRACITE



CREAM

DRIFT

The attractive veining, realistic stone design and contemporary size format give this porcelain exceptional style.



CREAM



GREY

	SHADES	NOMINAL SIZES mm	UNITS/m ²
EVOLVE	Anthracite, Cream	600 X 600 X 20 600 X 600 X 9.8 (to order)	2.7
DRIFT	Cream, Grey	900 x 600 x 20	

See product guides at
kebur.co.uk/product-guides
 before you buy and install



ASPECT

This realistic, subtly textured, stone design has attractive veining and will create a classy looking patio in any garden.



IVORY



GREY

CONCEPT

With a subtly veined appearance and lightly textured surface, choose from Steel or Anthracite.



STEEL



ANTHRACITE

	SHADES	NOMINAL SIZES mm	UNITS/m ²
ASPECT	Ivory, Grey	595 x 595 x 20 595 x 595 x 9.8 (to order)	2.7
CONCEPT	Steel, Anthracite	600 x 600 x 20	2.7

See product guides at
kebur.co.uk/product-guides
before you buy and install

- ✓ VERY STRONG
AND HARD WEARING
- ✓ TRADITIONAL AND
CONTEMPORARY FINISHES
- ✓ VARIATION IN COLOUR
AND TEXTURE
- ✓ MATCHING ACCESSORIES
AVAILABLE
- ✓ TIMELESS NATURAL
CHARACTER
- ✓ CHOICE OF LAYING
PATTERNS
- ✓ ETHICALLY SOURCED



ANTIQUE YELLOW LIMESTONE
COURTESY OF TAW GARDEN LANDSCAPES

CONTEMPO NATURAL STONE

Carefully sourced to provide exceptional quality and value, our Contempo Natural Stone range offers exquisite examples of sandstone, granite, slate and limestone.

With a range of finishes, shades and size formats, there is a natural stone option to suit every style and budget. We are deeply committed to ensuring that all our natural stone is sourced ethically and work with our suppliers to ensure working conditions meet or exceed those in the Ethical Trade Initiative Base Code.

Natural Stone paving finishes explained...

FINISH	HOW IT IS ACHIEVED	EXAMPLE
BRUSHED	Brushing stone after tumbling produces a smoother finish as the fine stone powder beds into some of the open pores.	ANDHRA GREY LIMESTONE SEE PAGE 51
ETCHED	Etching, or acid-washing, natural stone, dissolves minerals in the top layer of stone, to give a subtle texture and an enhanced colour.	EGYPTIAN LIMESTONE SEE PAGE 49
FLAMED	The flaming process fractures some of the crystals on the surface of the stone, creating a rough texture - great for slip resistance.	NATURAL GRANITE SEE PAGE 43
HANDCUT	Handcut edges will tend to be irregular and are one of the features that adds distinctive natural character.	NATURAL SANDSTONE TRADE PACK SEE PAGE 55
HONED	Honing polishes the surface of a stone to create an even colour tone and a very smooth and flat surface.	EGYPTIAN LIMESTONE SEE PAGE 49
RIVEN	When a block of stone is split to create slabs, it can produce a riven surface that is textured to reflect the grain of the rock.	NATURAL SANDSTONE TRADE PACK SEE PAGE 55
SAWN	Unlike riven surfaces or handcut edges, sawn edges and surfaces are machine cut to produce regular, clean lines.	SAWN BUFF YORKSTONE SEE PAGE 41
TUMBLED	The mechanical process of vibrating the stone with an aggregate, creates a soft and time-worn feel to the surface or edges.	TUMBLED TANDUR GREY LIMESTONE SEE PAGE 57

SAWN BUFF YORKSTONE



If you're after a more traditional look...

We also supply to order New Riven Buff/
Brown Yorkstone and Reclaimed 'Weathered
Grey' Yorkstone by the m².

See our website for details



SAWN BUFF YORKSTONE

SAWN BUFF YORKSTONE

Add an air of sophistication to your garden with this traditional English stone with a clean contemporary finish and a consistent warm shade. Sawn Yorkstone has a smooth and even-textured finish, is hard wearing and fairly low maintenance.

This paving is supplied in random lengths of a single gauge width of 600mm and 38mm thickness. Available by the square metre and in 12 square metre pallets.

**SEALING
RECOMMENDED**

SEE PAGE
82



SAWN BUFF
YORKSTONE

	NOMINAL SIZES mm	UNITS/m ²	UNITS/12m ² PALLET
SAWN BUFF YORKSTONE	600 x random lengths x 38	Varies	Varies

See product guides at
kebur.co.uk/product-guides
before you buy and install



LIGHT GREY GRANITE
COURTESY RE LANDSCAPES



BLACK GRANITE
COURTESY OF BZ GARDENS

NATURAL GRANITE

A highly durable natural stone, Contempo Granite has a flamed surface that is textured and flat. With straight cut edges, granite is a superb and economical option to achieve a contemporary look. Available in a choice of colours which can be laid in a stunning linear format with neat, crisp lines. A hard-wearing product, granite has the advantage of being very low maintenance.

The sumptuous Black Granite is a highly consistent charcoal colour that darkens to black when wet, with a subtle quartzite sparkle.



LIGHT GREY



BLUE GREY



BLACK

**SEALING
RECOMMENDED**

SEE PAGE
82

ALSO AVAILABLE...

SEE PAGES

Granite steps, setts,
coping, edging and
landscaping blocks

**61, 69
71 & 73**

See product guides at
kebur.co.uk/product-guides
before you buy and install

	SHADES	NOMINAL SIZES mm	UNITS/m ²
NATURAL GRANITE	Black, Blue-Grey, Light Grey	900 x 600 x 25	1.8


BRAZILIAN SLATE BLACK



With a smoother finish than our natural slate, this hard-wearing premium stone is perfect for a contemporary setting.



BRAZILIAN SLATE BLACK




BRAZILIAN BLACK SLATE PAVING AND SETTS

BRAZILIAN SLATE

Our Contempo Brazilian Slate paving has sawn edges and a natural clean split surface which is smooth and very gently riven.

The three size options are calibrated in thickness and can be laid together in a random linear pattern or singularly for an ultra-contemporary patio.

Brazilian Slate is strong, with low water absorption and frost resistance, ensuring the stone looks good for longer and is a great option if you're looking for low maintenance.



BLACK

ALSO AVAILABLE...

SEE PAGE

Brazilian Slate setts

69

See product guides at
kebur.co.uk/product-guides
 before you buy and install



	SHADES	NOMINAL SIZES mm	UNITS/m ²
BRAZILIAN SLATE	Black	900 x 600 x 20	1.8
		600 x 600 x 20	2.7
		600 x 400 x 20	4.1

COPPER SLATE



NATURAL SLATE MIDNIGHT
COURTESY OF PAVING SOLUTIONS

NATURAL SLATE

Contempo Natural Slate has a slightly riven surface with sawn edges and each piece has its own natural texture and shade. It is an extremely hardwearing stone which makes it perfect for any patio area.

The three size formats allow a choice of laying patterns, making Natural Slate perfectly suited to traditional and contemporary garden designs alike.



MIDNIGHT



COPPER

ALSO AVAILABLE...

SEE PAGE

Natural slate cladding

75

	SHADES	NOMINAL SIZES mm	UNITS/m ²
NATURAL SLATE	Midnight, Copper	595 x 595 x 20	2.7
		595 x 295 x 20	5.3
		295 x 295 x 20	10.4

See product guides at
kebur.co.uk/product-guides
 before you buy and install



EGYPTIAN LIMESTONE SINAI PEARL HONED AND TUMBLED
COURTESY OF COBHAM COURT LANDSCAPES. DESIGN BY HELEN ROSE WILSON



**EGYPTIAN LIMESTONE SINAI
PEARL TUMBLED AND ETCHED**



**EGYPTIAN LIMESTONE SINAI
PEARL HONED AND TUMBLED**

EGYPTIAN LIMESTONE

Contempo Egyptian Limestone Sinai Pearl is a gorgeous hard-wearing limestone, with sawn edges, natural glass and/ or quartz veins and sometimes many fossils. It features natural veining, occasional pitting, small chips on the edges and mottled colour variations that enhance the natural beauty of this luxurious stone. This gives the stone immense character. Suitable for both traditional and contemporary gardens alike.

Our best-selling Honed and Tumbled finish gives a smooth and sleek feel. And new this year, Sinai Pearl Tumbled and Etched is acid washed to create a smooth yet lightly textured surface. The washing process also enhances the colour of the stone, so it generally appears darker than the honed and tumbled version.



SINAI PEARL HONED
AND TUMBLED



SINAI PEARL TUMBLED
AND ETCHED

**SEALING
RECOMMENDED**

SEE PAGE
82

ALSO AVAILABLE...

Egyptian Limestone
Sinai Pearl Bullnose Steps

61

See product guides at
kebur.co.uk/product-guides
before you buy and install

	SHADES	NOMINAL SIZES mm	UNITS/m ²
EGYPTIAN LIMESTONE	Sinai Pearl Honed and Tumbled	900 x 600 x 20	1.8
		600 x 600 x 20	2.7
		600 x 400 x 20	4.1
EGYPTIAN LIMESTONE	Sinai Pearl Tumbled and Etched	900 x 600 x 20	1.8

ANDHRA GREY LIMESTONE
COURTESY OF PAVING SOLUTIONS



ANDHRA GREY LIMESTONE
COURTESY OF GARDEN KNOX

ANDHRA GREY LIMESTONE

Contempo Andhra Grey Limestone is a superb, consistent steel-grey coloured paving. A lightly brushed, naturally split riven surface gives a softer feel and appearance, whilst the sawn edges give a clean finish which is equally suited to traditional or contemporary garden schemes.



ANDHRA GREY

See product guides at
kebur.co.uk/product-guides
before you buy and install



ANDHRA GREY LIMESTONE
COURTESY WINSLADE LANDSCAPES

	NOMINAL SIZES mm	UNITS/m ²
ANDHRA GREY LIMESTONE	900 x 600 x 22	1.8
	600 x 600 x 22	2.7
	600 x 400 x 22	4.1



SILVER GREY SANDSTONE
COURTESY OF PREMIER LANDSCAPES

NATURAL STONE TRADE PACKS

We're rightly proud of our ever-popular Natural Stone Trade Packs. They've earned a reputation for superb quality and value.

A convenient 15.3m² mixed size patio pack, with twelve options to choose from, many are also available in individual sizes for added flexibility. All stones have a natural hand-cut finish, except Tandur Grey Limestone which is sawn and tumbled.

We work closely with our suppliers to ensure our Trade Packs meet high quality standards. This means you'll get square corners and a calibrated, consistent thickness to make slabs easier to lay and stronger than thinner alternatives.

See product guides at
kebur.co.uk/product-guides
before you buy and install

- ✓ OUTSTANDING VALUE
- ✓ CONVENIENT MIXED SIZE PATIO PACK
- ✓ VERY STRONG AND HARD WEARING
- ✓ VARIATION IN COLOUR AND TEXTURE
- ✓ MATCHING ACCESSORIES AVAILABLE
- ✓ TIMELESS NATURAL CHARACTER
- ✓ CHOICE OF LAYING PATTERNS
- ✓ ETHICALLY SOURCED



TUMBLED SAGAR BLACK SANDSTONE

SILVER GREY SANDSTONE
COURTESY OF POISON IVY GARDEN DESIGN



*With every stone unique,
their lightly riven texture
and hand cut edges make
our hugely popular trade
packs outstanding value.*

RAJ GREEN SANDSTONE
COURTESY OF BLUEWATER LANDSCAPES



AUTUMN BROWN SANDSTONE
COURTESY OF FOREST PARK LANDSCAPES

NATURAL SANDSTONE

The beauty of Indian Sandstone comes from the overall effect of the natural variations in shading tones and veining. With every stone unique, the lightly riven texture and hand cut edges make our hugely popular sandstone trade packs outstanding value.

Choose from eight natural shades and finishes in a convenient mixed size pack. Individual sizes and feature circles are also available in four shades.

FOR LAYING PATTERNS

SEE PAGE
81

SHADES	UNIT	NOMINAL SIZES mm	UNITS/ PACK	UNITS/m ²
AUTUMN BROWN/BUFF/ FOSSIL MINT/RAJ GREEN/ SILVER GREY/ TUMBLLED FOSSIL MINT/ TUMBLLED SAGAR BLACK/ TUMBLLED RAJ GREEN	15.3m ² *	900 x 600 x 22	13	1.8
		600 x 600 x 22	13	2.7
		600 x 300 x 22	13	5.3
		300 x 300 x 22	9	10.4
BUFF/FOSSIL MINT/ RAJ GREEN/SILVER GREY	Circle	2.8m diameter x 25-35	41	1 pack covers 6.16m ²




AUTUMN BROWN



BUFF




FOSSIL MINT



RAJ GREEN



SILVER GREY

TUMBLLED SAGAR
BLACK

TUMBLLED FOSSIL MINT



TUMBLLED RAJ GREEN

See product guides at
kebur.co.uk/product-guides
before you buy and install

*Also available to buy individually, except in Autumn Brown, Tumbled Fossil Mint, Tumbled Sagar Black and Tumbled Raj Green.

*Our Natural Limestone
Trade Packs are an elegant
and hard-wearing option
that offer exceptional
value.*

ANTIQUE YELLOW LIMESTONE
COURTESY OF TAW GARDEN LANDSCAPES



BLACK LIMESTONE
COURTESY OF CMA GARDEN DESIGN



ANTIQUE YELLOW LIMESTONE
COURTESY OF TAW GARDEN LANDSCAPES



NATURAL LIMESTONE

With a choice of four stunning shades to suit a range of garden designs, our Indian Limestones have a subtly textured surface and the Tandır Grey a beautiful tumbled finish. These Trade Packs are an elegant and hard-wearing option that offer outstanding value.


Choose the cool steely tones of Kota Blue, or the warmer shades of Tumbled Tandır Grey. For a traditional worn flagstone look, Antique Yellow Limestone is full of character with its half-honed, tumbled and brushed finish. Always a classic and great value choice, Black Limestone can be laid in a traditional pattern or a uniform size for a more contemporary look.



ANTIQUE YELLOW



BLACK



KOTA BLUE

TUMBLED TANDUR
GREY

ALSO AVAILABLE...	SEE PAGE
Limestone setts, edging, coping, cladding and walling.	69, 73, 75 & 77

SHADES	UNIT	NOMINAL** SIZES mm	UNITS/ PACK	UNITS/m ²
ANTIQUE YELLOW/BLACK/ KOTA BLUE/ TUMBLED TANDUR GREY	15.3m ² *	900 x 600 x 22	13	1.8
		600 x 600 x 22	13	2.7
		600 x 300 x 22	13	5.3
		300 x 300 x 22	9	10.4

* Black Limestone is available in individual sizes only.

900 x 600mm also available individually in Antique Yellow and Kota Blue.

** Antique Yellow Limestone is calibrated to 25mm thick.

See product guides at
kebur.co.uk/product-guides
before you buy and install



KEBUR PORCELAIN CRAGSTONE GREY CLADDING

FINISHING TOUCHES

It's the attention to detail that really gives your garden personality.

Planning those finishing touches can make the difference between liking your garden and loving it. Whether it's a beautifully rounded bullnose step, a clad water feature or a neat soldier course of setts, these details will add definition and value to porcelain and natural stone projects alike.

See product guides at
kebur.co.uk/product-guides
before you buy and install



LIGHT AND BLUE GREY GRANITE STEPS



SILVER GREY SANDSTONE CLADDING

PORCELAIN STEPS

If you're looking for bullnose or mitred edge, or grooves to add grip to your porcelain step tread, we'll supply to order and bespoke manufacture for you.

As well as steps, the bullnose edges work well as swimming pool copings. **Just ask us for details.**



Porcelain and natural stone steps add a stylish and elegant finish to any project.

NATURAL STONE STEPS

With a natural surface and a bullnose front these add a superb finishing touch to your landscape project, as steps or swimming pool copings.

INDIA

ANDHRA GREY LIMESTONE



BRAZIL

BRAZILIAN SLATE



BLACK

EGYPT

EGYPTIAN LIMESTONE



SINAI PEARL
HONED AND TUMBLED



SINAI PEARL
TUMBLED AND ETCHED



SINAI PEARL
TUMBLED AND
ETCHED STEP
CORNER

INDIA

ELITE SANDSTONE



SILVER GREY

CHINA

NATURAL GRANITE



LIGHT
GREY



BLUE
GREY



BLACK



LIGHT
GREY STEP
CORNER

INDIA

NATURAL SANDSTONE



FOSSIL
MINT



RAJ
GREEN



BUFF




SILVER GREY

	SHADES	ITEM	NOMINAL SIZES mm
ANDHRA GREY LIMESTONE		Steps	900 x 450 x 40
		Corner	450 x 450 x 40
BRAZILIAN SLATE	Black	Steps	900 x 450 x 40
		Corner	450 x 450 x 40
EGYPTIAN LIMESTONE	Sinai Pearl	Steps	900 x 350 x 40
		Corner	350 x 350 x 40
ELITE SANDSTONE	Silver Grey	Steps	900 x 450 x 40
		Corner	450 x 450 x 40
NATURAL GRANITE	Light Grey, Blue-Grey, Black	Steps	900 x 350 x 40
		Corner	350 x 350 x 40
NATURAL SANDSTONE	Raj Green, Silver Grey, Buff, Fossil Mint	Steps	600 x 350 x 40

* Steps and Corners available in honed and tumbled and tumbled and etched

See product guides at
kebur.co.uk/product-guides
before you buy and install



CHARCOAL PORCELAIN SETTS



GREY PORCELAIN SETTS

Porcelain setts add character and definition to your patio. Use as a border or to create designs that break up and add interest and texture to a paved area



CRAGSTONE GREY CLADDING



CRAGSTONE RUSTIC CLADDING

ITALY

PORCELAIN SETTS

Durable and hard wearing, porcelain setts add character and definition to any surface, and work especially well alongside porcelain paving. Kebur Charm Porcelain setts are subtly textured with a stone effect.



CHARCOAL



GREY

	SHADES	CUT	NOMINAL SIZES mm
PORCELAIN SETTS	Charcoal	Sawn	200 x 100 x 20 100 x 100 x 20
PORCELAIN SETTS	Grey	Sawn	200 x 100 x 20

NEW
PRODUCT

ITALY

PORCELAIN CRAGSTONE CLADDING

A stunning option to enhance any wall either inside or out. Tiles are interlocking, frost resistant and feature substantial shading variation. Simply fix to the wall with Tile Adhesive and grout fill the gaps. Porcelain Cragstone Cladding tiles are also resistant to stains and chemicals, easy to clean and colour stable.



RUSTIC



GREY

	SHADES	NOMINAL SIZES mm
CRAGSTONE CLADDING	Rustic, Grey	400 x 160 x 8-12

See product guides at
kebur.co.uk/product-guides
 before you buy and install

SPLITSTONE GRAPHITE PORCELAIN CLADDING



ROCK BLACK PORCELAIN CLADDING
COURTESY OF TAW GARDEN LANDSCAPES



SPLITSTONE STEEL PORCELAIN CLADDING



ITALY

PORCELAIN CLADDING

Porcelain cladding adds a luxurious finish to walls, tiers and raised planters and is easy to apply. Available in four contemporary designs and seven shades, suitable for inside and outside.

Mineral cladding can also be used as a floor tile using tile adhesive onto a solid concrete base. These tiles have an R10 slip rating.



MINERAL ZINC



ROCK CREAM



SPLITSTONE STEEL



QUARTZ STEEL



MINERAL CREAM



ROCK BLACK



SPLITSTONE GRAPHITE

	SHADES	NOMINAL SIZES mm	UNITS/m ²
MINERAL	Cream, Zinc	385 x 75 x 9	34
ROCK	Black, Cream	385 x 75 x 8-12	34
SPLITSTONE	Steel, Graphite	400 x 160 x 8-12	15
QUARTZ	Steel	400 x 160 x 8-12	15

See product guides at
kebur.co.uk/product-guides
 before you buy and install



STYLECLAD URBAN GREAT GREY
COURTESY OF ANTONY LIONEL GARDEN DESIGN





ITALY

STYLECLAD PORCELAIN



These large format porcelain tiles are suitable for cladding external walls, planters and water features as well as indoor surfaces. The large size results in fewer joints and grouting to give your designs seamless colour and texture.

URBAN GREAT
WHITEURBAN GREAT
GREYURBAN GREAT
SANDGREAT METALS
RUSTGREAT METALS
GREYGREAT METALS
BLACK

	SHADES	NOMINAL SIZES mm
URBAN GREAT	White, Grey, Sand	1500 x 750 x 6
GREAT METALS	Rust, Grey, Black	1500 x 750 x 6

See product guides at
kebur.co.uk/product-guides
 before you buy and install

Natural stone setts are great for contemporary designs. Use for driveways, paths, patios or as an edging

NATURAL GRANITE SILVER GREY SETTS



BRAZILIAN BLACK SLATE SETTS WITH BRAZILIAN BLACK SLATE PAVING



ASIAN BLUE LIMESTONE SETTS



EGYPTIAN LIMESTONE SINAI PEARL HONED AND TUMBLED SETTS

See product guides at
kebur.co.uk/product-guides
 before you buy and install

NATURAL STONE SETTS

Full of character, our beautiful natural stone setts are great for edging porcelain or natural stone paving, and make a stunning driveway or path.

	CUT	NOMINAL SIZES mm
BLACK LIMESTONE	Handcut	200 x 100 x 30-45 100 x 100 x 30-45
EGYPTIAN LIMESTONE SINAI PEARL (HONED AND TUMBLED)	Sawn	135 x 135 x 40
TUMBLED YELLOW LIMESTONE	Sawn	135 x 135 x 50
TUMBLED ASIAN BLUE LIMESTONE	Sawn	200 x 50 x 50
NATURAL SANDSTONE	Handcut	200 x 100 x 30-45 100 x 100 x 30-45
SAWN GRANITE	Sawn	200 x 100 x 50 100 x 100 x 50
ROUGH CROPPED GRANITE	Rough Cropped	200 x 100 x 100 100 x 100 x 100 100 x 100 x 50
BRAZILIAN BLACK SLATE	Sawn	200 x 100 x 40 100 x 100 x 40

PORTUGAL

ROUGH CROPPED GRANITE SETTS



DARK GREY



SILVER GREY



YELLOW



BLACK

INDIA

NATURAL SANDSTONE SETTS



BUFF



FOSSIL MINT



RAJ GREEN



SILVER GREY

CHINA

SAWN GRANITE SETTS



LIGHT GREY



BLUE GREY



BLACK

INDIA & EGYPT

LIMESTONE SETTS



BLACK



TUMBLED
YELLOW



EGYPTIAN
SINAI PEARL
HONED AND
TUMBLED


VIETNAM

TUMBLED ASIAN BLUE LIMESTONE SETTS



BRAZIL

SAWN BRAZILIAN BLACK SLATE SETTS






LIGHT GREY GRANITE COPING AND EDGING



EGYPTIAN LIMESTONE SINAI PEARL COPING STONE



SAWN BLACK GRANITE COPING AND EDGING



BRAZILIAN BLACK SLATE COPING STONE

SAWN COPING STONES


At 300mm deep and with drip grooves, these coping stones create the perfect finish to any wall. Corner pieces are available in Elite Sandstone and Egyptian Limestone.



	TYPE OF STONE	SHADE/ FINISH	NOMINAL SIZES mm
SAWN COPING AND EDGING	Granite	Light Grey, Black	900 x 150 x 50
	Elite Sandstone	Silver Grey	900 x 150 x 40
	Egyptian Limestone	Sinai Pearl (Honed and Tumbled)	600 x 150 x 40
	Brazilian Slate	Black	600 x 150 x 40
SAWN COPING STONES	Elite Sandstone	Silver Grey	600 x 300 x 40 400 x 300 x 40
	Egyptian Limestone	Sinai Pearl	600 x 300 x 40 400 x 300 x 40 corner
	Brazilian Slate	Black	600 x 300 x 40 400 x 300 x 40 corner

SAWN COPING AND EDGING

With a choice of flamed granite, shotblast Elite Sandstone, smooth Egyptian Limestone or brushed Brazilian Slate, these 150mm wide sawn stones work equally well as an edging or coping stone.



See product guides at
kebur.co.uk/product-guides
 before you buy and install



INDIA

NATURAL STONE COPING AND EDGING

Cap your Indian stone wall or edge a patio or path with these natural edgings/coping stones.



TUMBLLED TANDUR GREY LIMESTONE



SILVER GREY SANDSTONE



RAJ GREEN SANDSTONE



FOSSIL MINT SANDSTONE



LIGHT GREY GRANITE LANDSCAPING BLOCK

CHINA

LANDSCAPING BLOCK

This Light Grey Granite block is highly durable, stylish and versatile. Flamed granite with chamfered edges, it's ideal for kerbs, edgings, steps, palisades or raised beds.



GRANITE LIGHT GREY

	TYPE OF STONE	SHADE/ FINISH	NOMINAL SIZES mm
NATURAL STONE COPING AND EDGING	Limestone	Tumbled Tandur Grey	560 x 150 x 40
	Sandstone	Raj Green, Silver Grey, Fossil Mint	560 x 150 x 40
LANDSCAPING BLOCK	Granite	Light Grey	900 x 100 x 200

See product guides at
kebur.co.uk/product-guides
 before you buy and install



TUMBLLED YELLOW LIMESTONE CLADDING
WITH ANTIQUE LIMESTONE PAVING



TUMBLLED YELLOW LIMESTONE CLADDING
COURTESY OF TAW GARDEN LANDSCAPES



BLACK SLATE CLADDING

INDIA

NATURAL SLATE AND SANDSTONE CLADDING

In four striking colours, slate and sandstone cladding add definition to your garden walls and planters and are quick and easy to install.



BLACK SLATE



COPPER SLATE



FOSSIL MINT SANDSTONE



SILVER GREY SANDSTONE

TUMBLLED LIMESTONE CLADDING

Exuding natural character, this tumbled cladding displays charming colour variation that adds interest and warmth.



TUMBLD YELLOW LIMESTONE

See product guides at
kebur.co.uk/product-guides
before you buy and install

	SHADES	NOMINAL SIZES mm	UNITS/m ²
SLATE CLADDING	Black, Copper	600 x 150 x 15-30	12.12
SANDSTONE CLADDING	Fossil Mint, Silver Grey	600 x 150 x 15-20	12.12
TUMBLD LIMESTONE CLADDING	Yellow	300 x 150 x 10-15	26.67

TUMBLER TANDUR GREY NATURAL STONE WALLING
INSTALLED AT GARDENERS WORLD SPRING FAIR



RAJ GREEN NATURAL STONE WALLING
COURTESY OF OCTOPUS GARDENS



FOSSIL BUFF NATURAL SANDSTONE WALLING

INDIA

NATURAL STONE WALLING

Create stunning decorative garden walls with our range of Indian Limestone and Sandstone walling, supplied in packs with three sizes.



TUMBLLED TANDUR GREY LIMESTONE



RAJ GREEN SANDSTONE



SILVER GREY SANDSTONE



FOSSIL BUFF SANDSTONE



TUMBLLED TANDUR GREY
INSTALLED AT GARDENERS WORLD SPRING FAIR

	SHADES	CUT	NOMINAL SIZES mm	QUANTITY PER PACK
LIMESTONE WALLING	Tumbled Tandur Grey	Natural handcut and tumbled	325 x 100 x 65 270 x 100 x 65 215 x 100 x 65	80 of each size, 240 in total
SANDSTONE WALLING	Fossil Buff, Raj Green, Silver Grey	Natural handcut		

See product guides at
kebur.co.uk/product-guides
before you buy and install

You've chosen your paving products... **now what?**

Choosing a landscaper

If you need help installing your paving products, make sure your choice of landscaper is well-informed.

THINGS TO REMEMBER...

- ✓ Cheaper is not always better
- ✓ Look for a landscaper who really understands your requirements
- ✓ Plan ahead as good landscapers tend to be busy
- ✓ Ask for details of jobs they have previously carried out and speak to or visit these people
- ✓ Agree on a detailed written description for the work they will carry out and when, including an idea of your budget
- ✓ Choose between at least 3 written quotes if possible
- ✓ Make sure you are agreed on the quantity of materials you need before you order



The Association of
Professional Landscapers

Landscaping trade bodies usually hold a list of landscapers who are accredited through various checks. The Association of Professional Landscapers has one of the toughest inspection processes in the industry, which covers insurance, health and safety compliance and site visits to check their work is of the highest standard.



Kebur Landscape Division offers an award winning installation service accredited with the APL and can provide a no obligation quote.

Just call **01252 515050** or visit
www.kebur.co.uk/landscape-division



Ordering and delivery

Once you have measured your space, we recommend adding 10% on to your dimensions to allow for cuts and wastage. Products listed in this brochure are available from stock, usually within 7 days, unless specified. We pride ourselves in quick delivery times and can often deliver the next day.

Please check products carefully on arrival and let us know about any concerns straight away.



See product guides at
kebur.co.uk/product-guides
before you buy and install



INSTALLING YOUR PAVING

- ✓ Always seek professional advice and read the product guide before you buy and install our products, visit www.kebur.co.uk/product-guides.
- ✓ Dry lay the product to check you have the right quantities before you start.
- ✓ Install paving with a full bed of mortar and a suitable sub-base. Use an additional slurry primer on porcelain and certain natural stone such as slate.
- ✓ There may be colour variations between batches of porcelain and natural stone. Mix slabs when laying from more than one pallet to ensure a consistent look.

Equipment

Take great care of personal safety when handling our products. Always use suitable lifting and personal protective equipment.

For larger format paving this may include a vacuum lifter. When cutting our products, always use safety goggles and suitable respiratory protection to avoid inhaling dust.

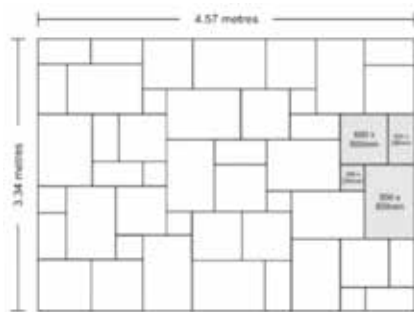
See our range of work wear and tools at www.kebur.co.uk.

LAYING PATTERNS

The following are some suggested laying patterns.
For more ideas, see www.kebur.co.uk/laying-patterns.

TRADE PACK LAYING PATTERN

SUITABLE FOR: natural stone trade packs.



THIRD BOND

SUITABLE FOR: porcelain tiles of more than 800mm. These should be laid with a third bond pattern to reduce variation in the slight contours of the tiles.



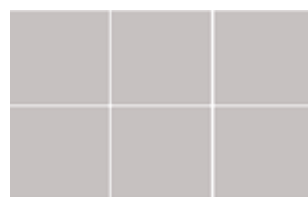
HALF BOND

SUITABLE FOR: porcelain and natural stone paviers in one size up to 800mm.



STACK BOND

SUITABLE FOR: any square format paviers. A popular choice for porcelain.



TUDOR

SUITABLE FOR: Natural Slate



RANDOM LINEAR

SUITABLE FOR: natural stone paviers of the same width (eg. Contempo Natural Stone).



See product guides at
kebur.co.uk/product-guides
before you buy and install

CARING FOR YOUR PAVING

All paving products can develop algae and organic growth. You will need to regularly clean and maintain your paving to keep it in excellent condition.

Lighter coloured paving will need more maintenance over time to retain its appearance. This is especially so in shady areas.

Cleaning

Maintain your paving by removing debris regularly. Leaves will stain if left on porcelain or natural stone. Sweep and scrub with a stiff brush and warm soapy water. Pressure washers can be used to remove algae and moss on porcelain and some natural stone. However, they can cause damage over time as the force of water can split small cracks and disturb loose stone or jointing. Specialist cleaners can be necessary for stubborn stains.

Always read the product guide for your paving and never use acid based products for cleaning limestone and certain sandstones. We always recommend testing cleaners on a small area first. Kebur offers cleaners and sealers for a range of products and uses.



When applying cleaning and sealing products yourself, always read the label and seek professional advice.



Sealing stone helps protect from stains and water damage

Sealing

While porcelain is naturally hard-wearing and low-maintenance, some types of natural stone benefit from sealing to prolong their life and maintain their characteristics. Pre-sealing stone can inhibit moss and mould growth, and protect against stains, efflorescence, salt and freeze-thaw spalling. It can also help to avoid certain problems during installation.

Some weather conditions such as temperature extremes, rain and direct sunlight are not advisable working conditions for applying sealers.

Pre Sealing Service

We can pre-seal your stone with a deep-penetrating sealant, so it is ready to install in any weather. Pre-sealed stone comes with a performance warranty.

Ask us for details or visit:

www.kebur.co.uk/pre-sealing-service



LANDSCAPE SUPPLIES

We supply a comprehensive range of materials to help you complete your project, including aggregates, slurry primer, jointing compound and tools.



BRICK AND CLAY PAVERS



DECKING



LIGHTING



FENCING



DECORATIVE STONE



DECORATIVE SCREENS



JOINTING COMPOUNDS



TOOLS



AGGREGATES AND CEMENT

Need help?

If you require any other guidance on health and safety, installation or aftercare of our products please see our product guides at www.kebur.co.uk/product-guides or contact one of our sales team who will be very happy to help you.

Please note:

All orders taken are subject to our Conditions of Sale. Please visit www.kebur.co.uk/terms-conditions

Kebur reserves the right to make changes to the specifications outlined in this brochure. Sizes are nominal and subject to change.

DON'T FORGET
WE OFFER
**EXCLUSIVE
TRADE BENEFITS**

KEBUR

TRADE PRO

 @keburgardenmaterials

 @keburgardens

 @keburgarden



Lynchford Lane
Farnborough
Hants
GU14 6JD

01252 517571
sales@kebur.co.uk

www.kebur.co.uk



Printed on paper produced from a sustainable source, using ink from only natural organic pigments



BRAZILIAN BLACK SLATE SETTS WITH
BRAZILIAN BLACK SLATE PAVING